

TRIAC(Through Hole / Isolated)

TMG5CQ60F

(Tj=150°C)

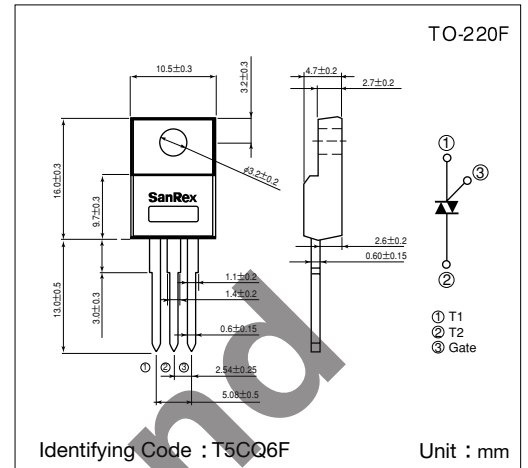
SanRex Triac TMG5CQ60F is designed for full wave AC control applications. It can be used as an ON/OFF function or for phase control operation.

Typical Applications

- Home Appliances : Washing Machines, Vacuum Cleaners, Rice Cookers, Micro Wave Ovens, Hair Dryers, other control applications
- Industrial Use : SMPS, Copier Machines, Motor Controls, Dimmer, SSR, Heater Controls, Vending Machines, other control applications

Features

- $I_{T(RMS)}=5A$
- High Surge Current
- Low Voltage Drop
- Lead-Free Package



Maximum Ratings

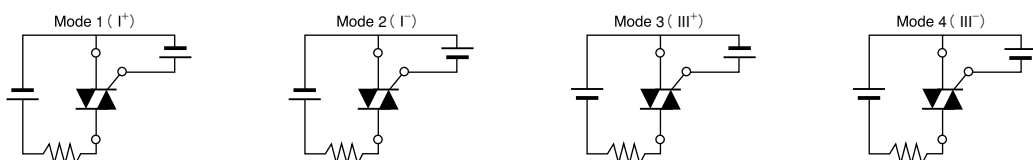
(Tj=25°C unless otherwise specified)

Symbol	Item	Reference	Ratings	Unit
V_{DRM}	Repetitive Peak Off-State Voltage		600	V
$I_{T(RMS)}$	R.M.S. On-State Current	$T_c=125^\circ C$	5	A
I_{TSM}	Surge On-State Current	One cycle, 50Hz/60Hz, Peak value non-repetitive	50/55	A
I^2t	I^2t (for fusing)		12.6	A ² S
PGM	Peak Gate Power Dissipation		3	W
$P_{G(AV)}$	Average Gate Power Dissipation		0.3	W
I_{GM}	Peak Gate Current		2	A
V_{GM}	Peak Gate Voltage		10	V
V_{ISO}	Isolation Breakdown Voltage (R.M.S.)	A.C. 1minute	1500	V
T_j	Operating Junction Temperature		-40 ~ +150	°C
T_{stg}	Storage Temperature		-40 ~ +150	°C
	Mass		2	g

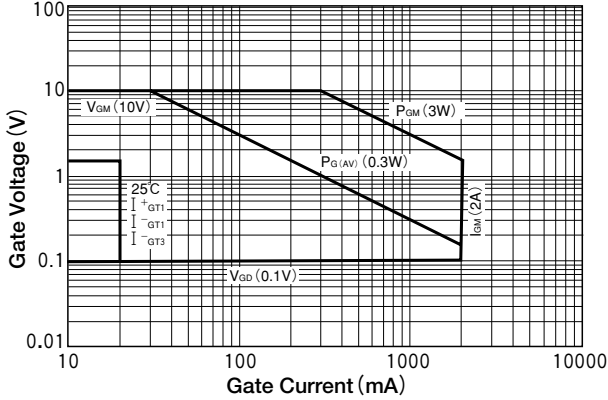
Electrical Characteristics

Symbol	Item	Reference	Ratings			Unit
			Min.	Typ.	Max.	
I_{DRM}	Repetitive Peak Off-State Current	$V_D=V_{DRM}$, Single phase, half wave, $T_j=150^\circ C$			2	mA
V_{TM}	Peak On-State Voltage	$I_T=7A$, Inst. measurement			1.4	V
I_{GT1}^+	Gate Trigger Current	$V_D=6V$, $R_L=10\ \Omega$			20	mA
I_{GT1}^-					20	
I_{GT3}^+					—	
I_{GT3}^-					20	
V_{GT1}^+	Gate Trigger Voltage				1.5	V
V_{GT1}^-					1.5	
V_{GT3}^+					—	
V_{GT3}^-					1.5	
V_{GD}	Non-Trigger Gate Voltage	$T_j=150^\circ C$, $V_D=1/2 V_{DRM}$	0.1			V
$(dv/dt)_c$	Critical Rate of Rise of Off-State Voltage at Commutation	$T_j=150^\circ C$, $(di/dt)_c=-2.5A/ms$, $V_D=2/3 V_{DRM}$	2			V/ μs
I_H	Holding Current			10		mA
R_{th}	Thermal Resistance	Junction to case			4.0	°C/W

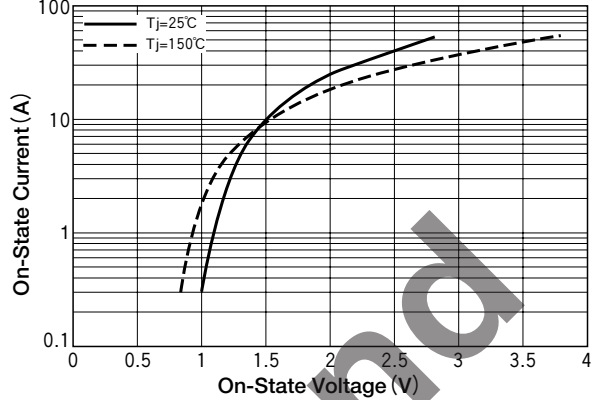
Trigger mode of the triac



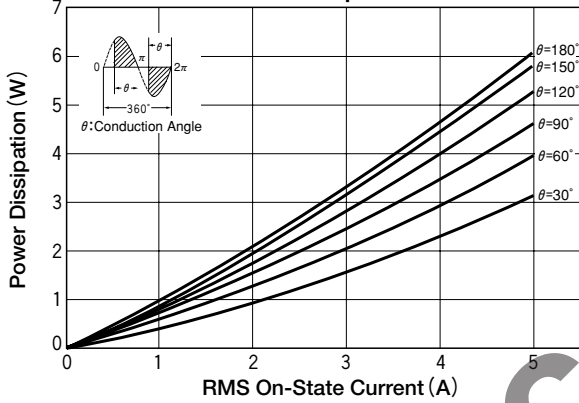
Gate Characteristics



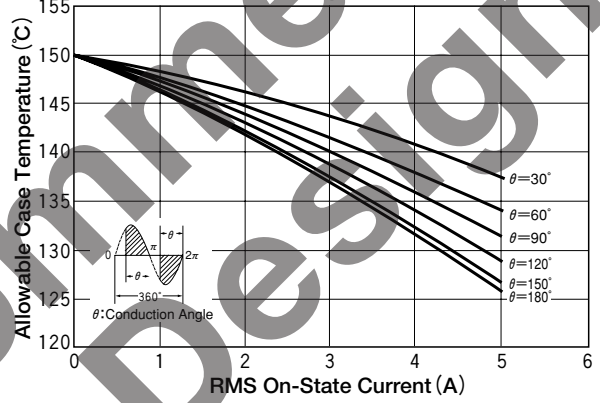
On-State Characteristics (MAX)



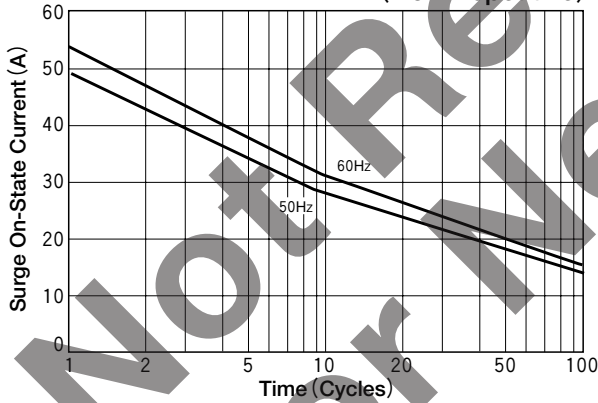
RMS On-State Current vs Maximum Power Dissipation



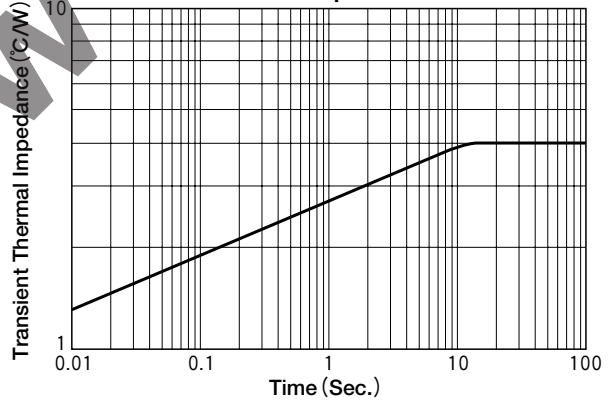
RMS On-State vs Allowable Case Temperature



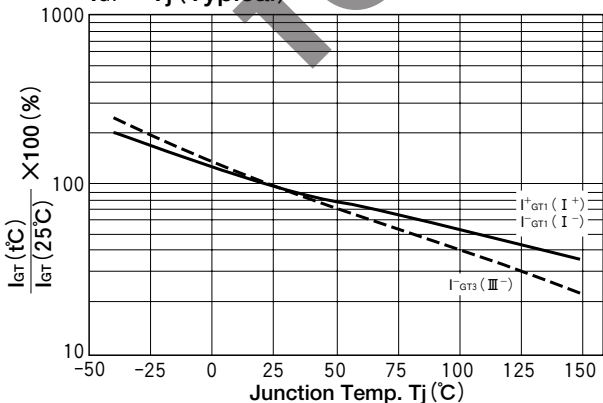
Surge On-State Current Rating (Non-Repetitive)



Transient Thermal Impedance



I_{GT} - T_j (Typical)



V_{GT} - T_j (Typical)

